




ten  
LITTLE

Every page of our  
Printable Fit finder  
is a coloring sheet  
for your little one!



## 2 OUT OF 3 KIDS ARE WEARING THE WRONG SHOE SIZE

# Find the perfect size for your child

**1** To find your child's fit, print the relevant pages at 100% scale. Uncheck any scale or resizing options in your printer's settings. We included a credit card box on each page to confirm scale.

## **2** For Baby Booties

On pages 1-4, find the size where your baby's entire foot fits inside the outline. You can press the pages against their feet or hold them upright to stand on the insoles.

## For Shoes

Have your child stand on the insoles, one foot at a time with their heels aligned with the outline. Find the size where their toe lands **within the numbered band**. We already accounted for optimal wiggle room so you don't need to! Different sized feet? Pick the size for the larger foot.

**3** Order your little one's shoes at [tenlittle.com](https://tenlittle.com). Have questions? Email us at [hello@tenlittle.com](mailto:hello@tenlittle.com).

*These insoles are best used for matching the length of the feet to the right shoe size and do not represent the three dimensional fit of our shoes. Our proprietary TenForm™ fit design has been tested to accommodate a variety of foot shapes and widths.*



[tenlittle.com](https://tenlittle.com)  
@tenlittlekids

If your credit card fits in this box, your print scale is correct.

COLOR ME!

0-3M

BABY  
BOOTIES

BABY  
BOOTIES

Fold or cut along the dotted line to align heel with the wall.

If your credit card fits in this box, your print scale is correct.

COLOR ME!

3-6M

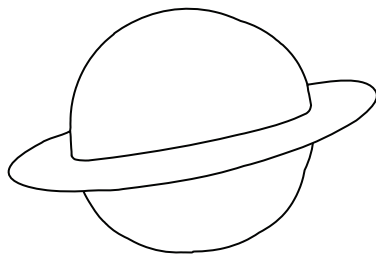
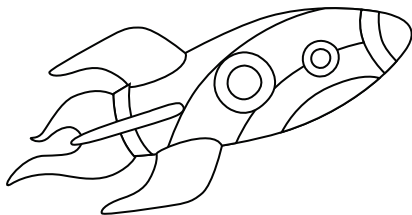


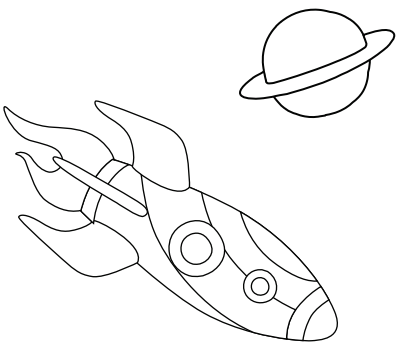
BABY BOOTIES

BABY BOOTIES

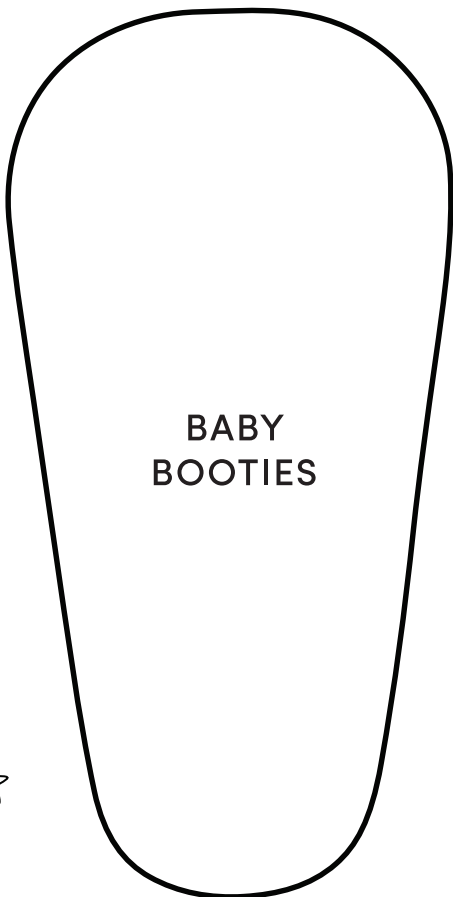
Fold or cut along the dotted line to align heel with the wall.

If your credit card fits in this box, your print scale is correct.

COLOR ME!



6-12M



Fold or cut along the dotted line to align heel with the wall.

If your credit card fits in this box, your print scale is correct.

COLOR ME!

12-18M

BABY  
BOOTIES

BABY  
BOOTIES

Fold or cut along the dotted line to align heel with the wall.

If your credit card fits in this box, your print scale is correct.

COLOR ME!



Fold or cut along the dotted line to align heel with the wall.

If your credit card fits in this box, your print scale is correct.


COLOR ME!



Fold or cut along the dotted line to align heel with the wall.

If your credit card fits in this box, your print scale is correct.

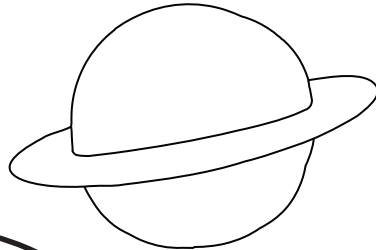
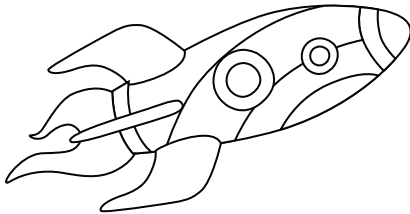


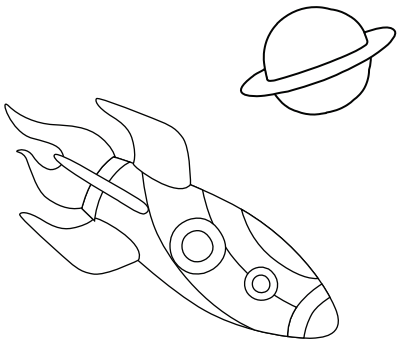
COLOR ME!



Fold or cut along the dotted line to align heel with the wall.

If your credit card fits in this box, your print scale is correct.

COLOR ME!



6

Fold or cut along the dotted line to align heel with the wall.

If your credit card fits in this box, your print scale is correct.

COLOR ME!

LITTLE KIDS' SHOES

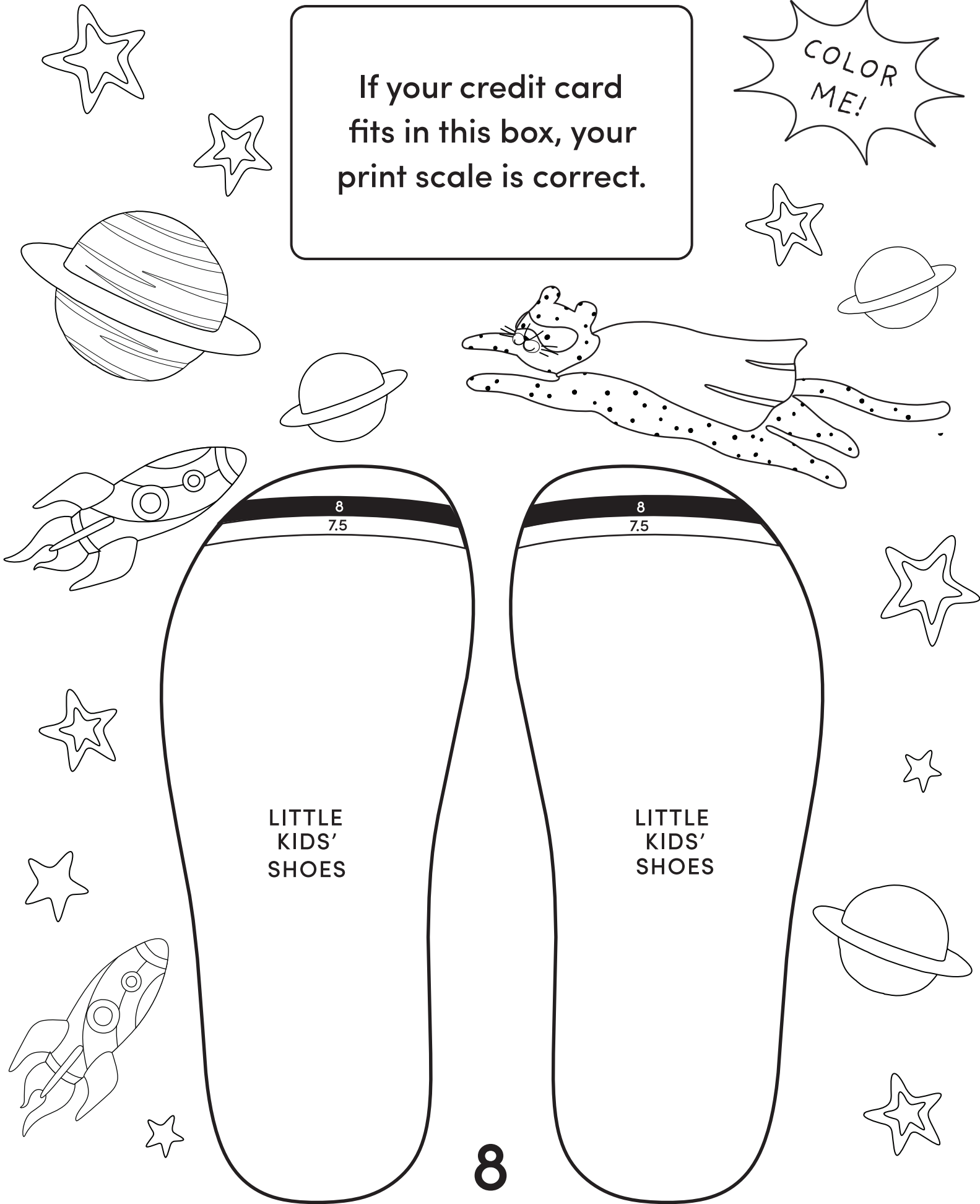
LITTLE KIDS' SHOES

7

Fold or cut along the dotted line to align heel with the wall.

If your credit card fits in this box, your print scale is correct.

COLOR ME!



8

Fold or cut along the dotted line to align heel with the wall.

If your credit card fits in this box, your print scale is correct.

COLOR ME!



LITTLE  
KIDS'  
SHOES

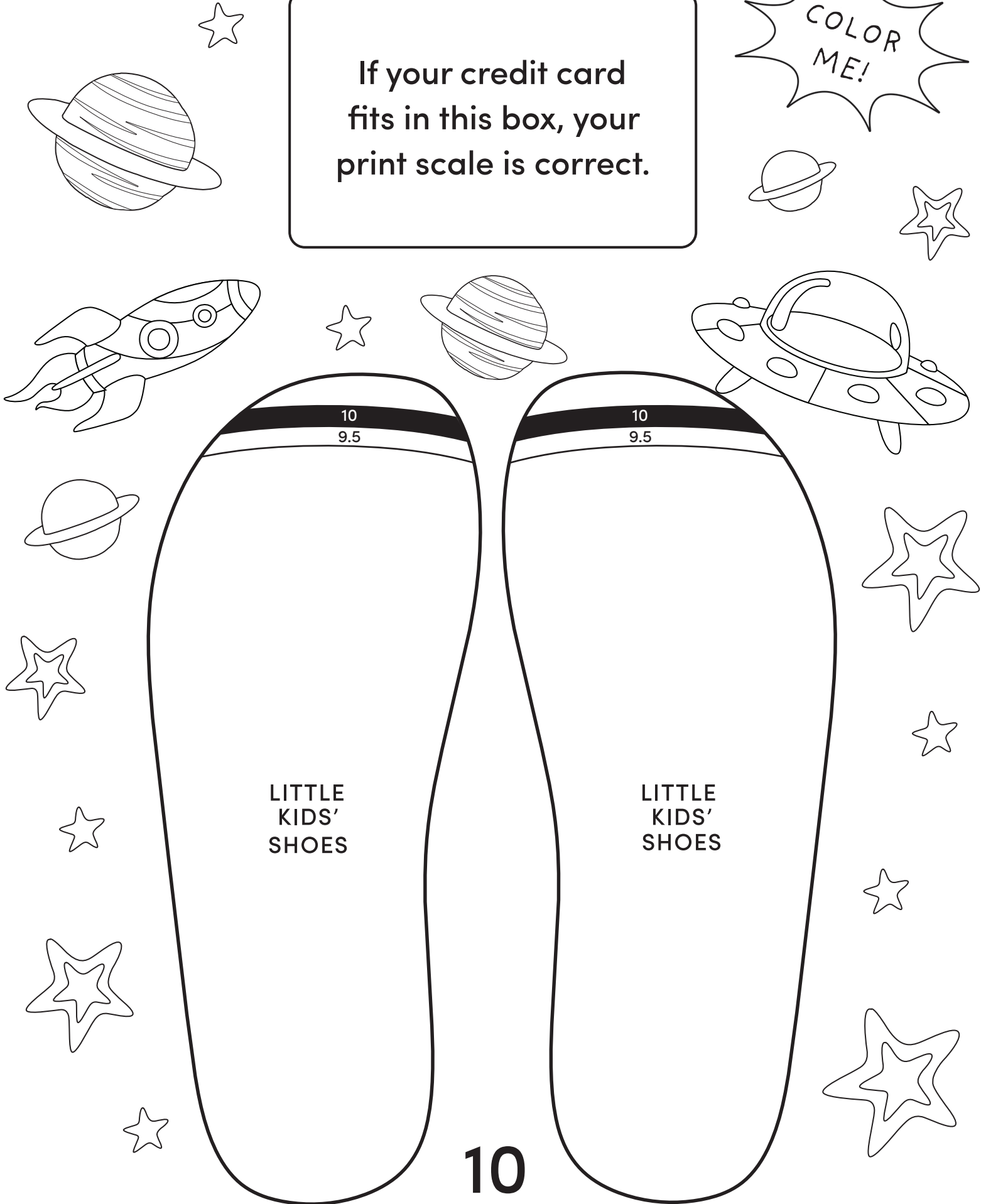
LITTLE  
KIDS'  
SHOES

9

Fold or cut along the dotted line to align heel with the wall.

If your credit card fits in this box, your print scale is correct.

COLOR ME!



10

Fold or cut along the dotted line to align heel with the wall.

If your credit card fits in this box, your print scale is correct.

COLOR ME!

11  
10.5

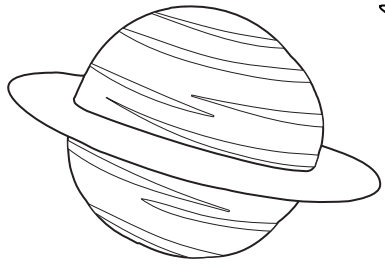
11  
10.5

LITTLE  
KIDS'  
SHOES

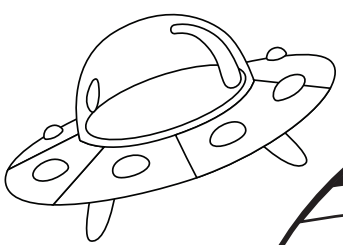
LITTLE  
KIDS'  
SHOES

11

Fold or cut along the dotted line to align heel with the wall.



If your credit card fits in this box, your print scale is correct.



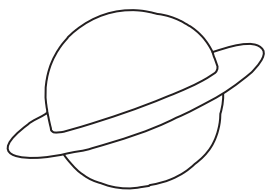
12  
11.5

12  
11.5



LITTLE  
KIDS'  
SHOES

LITTLE  
KIDS'  
SHOES





12

Fold or cut along the dotted line to align heel with the wall.


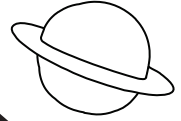
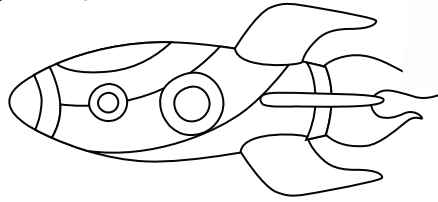

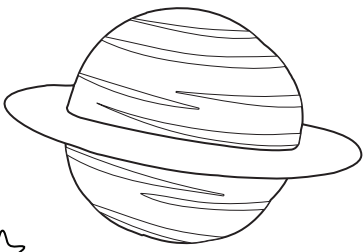
If your credit card fits in this box, your print scale is correct.

COLOR ME!



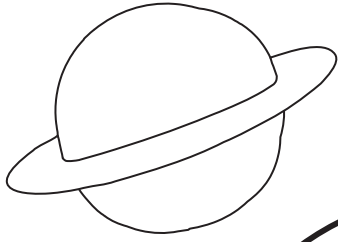
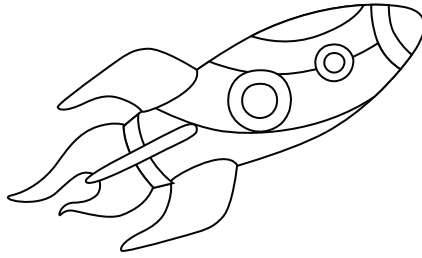
13

Fold or cut along the dotted line to align heel with the wall.



1Y

Fold or cut along the dotted line to align heel with the wall.

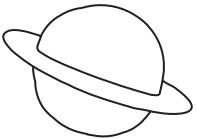


2Y

1.5Y

2Y

1.5Y




BIG  
KIDS'  
SHOES

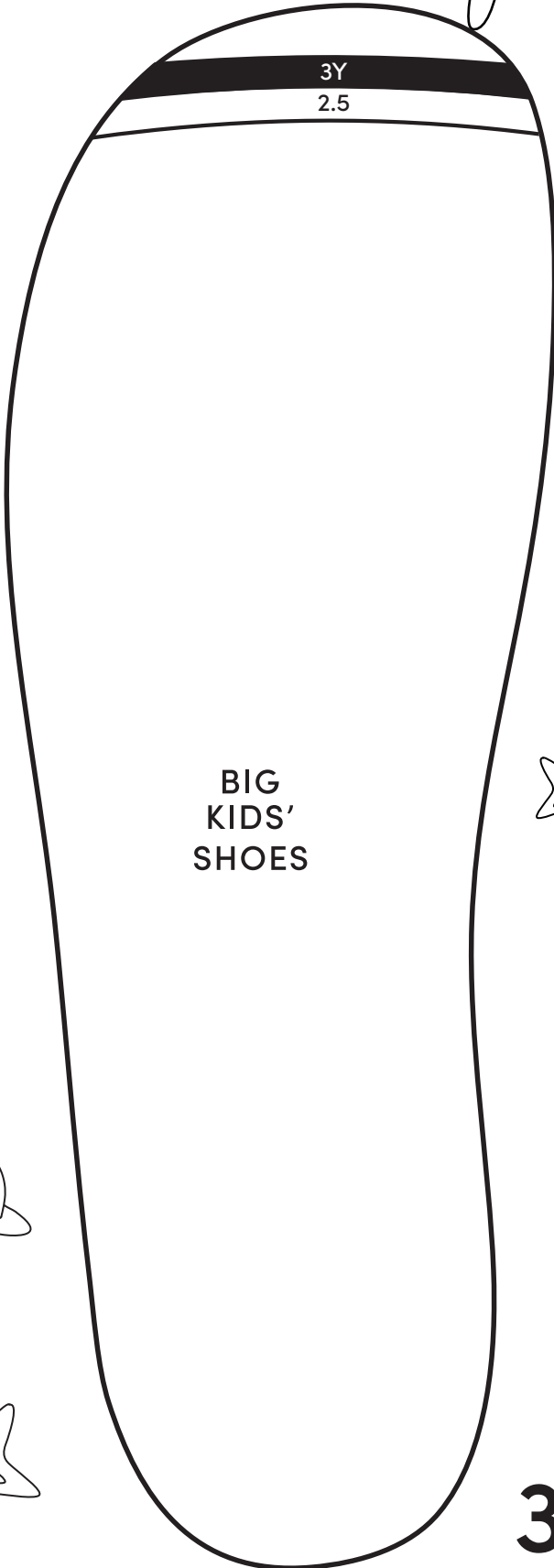

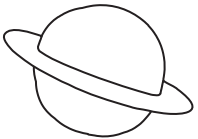
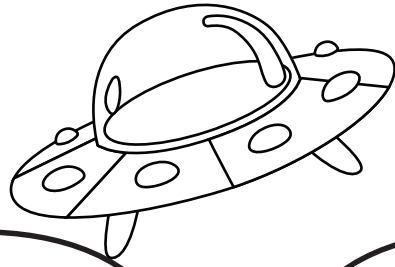
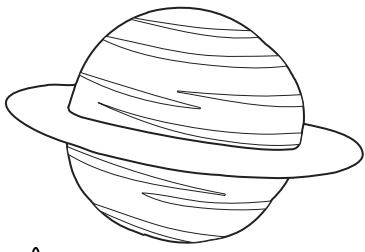


2Y

BIG  
KIDS'  
SHOES



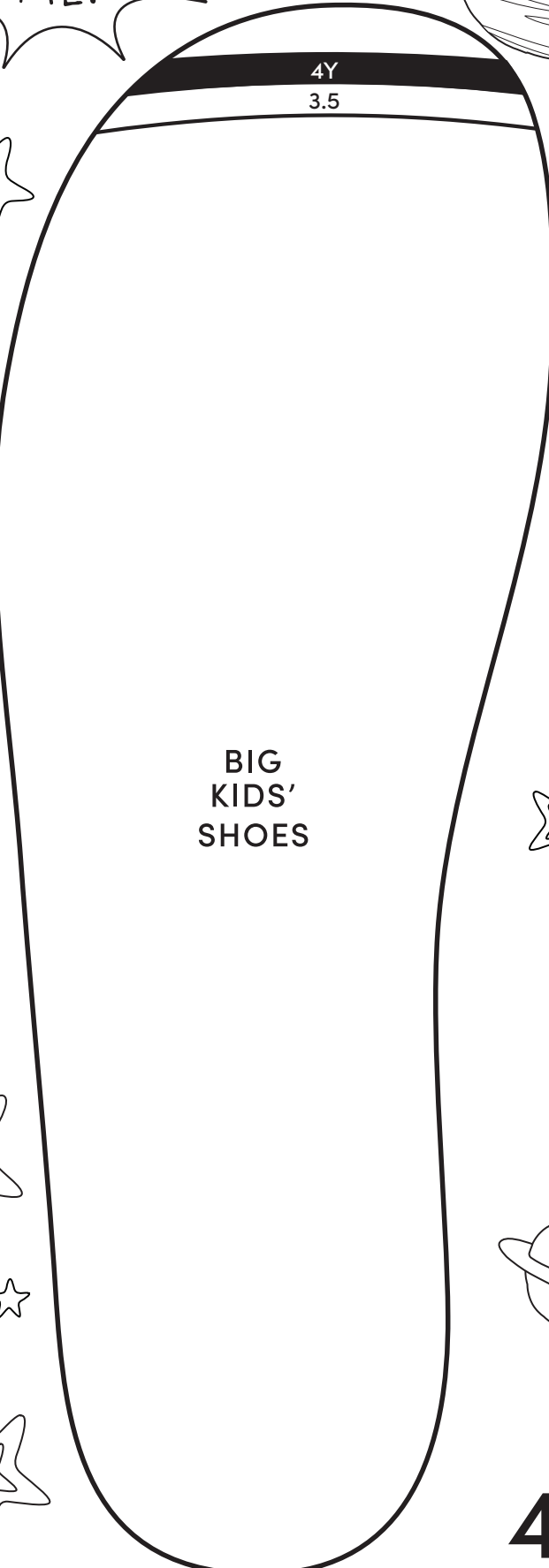

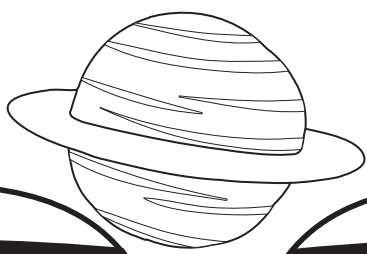
Fold or cut along the dotted line to align heel with the wall.



**3Y**

Fold or cut along the dotted line to align heel with the wall.

COLOR ME!



4Y

Fold or cut along the dotted line to align heel with the wall.